
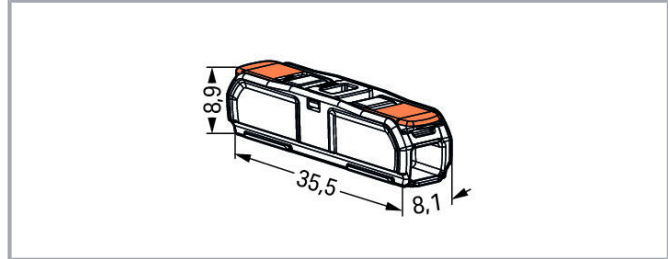


Data sheet | Item number: 221-2401 **NEW**

Inline splicing connector with lever; for all conductor types; 12 AWG (max.); 2-conductor; transparent housing; white cover



www.wago.com/221-2401



Subject to changes. Please also observe the further product documentation!

WAGO Corporation
Germantown, WI 53022
Phone: 1-800-DIN-RAIL (346-7245) | Fax: (262) 255-6222
Email: info.us@wago.com | Web: www.wago.us

Do you have any questions about our products?
We are always happy to take your call at (262) 255-6222 or 1 800-DIN-RAIL.



Item description

- Ease of use – pull the lever up, insert a conductor and push the lever back down
- Easily terminate conductors from 20 to 12 AWG
- Tool-free connection and disconnection thanks to convenient lever technology
- Choose between fixed-position installation and multi-pole installation with an adapter
- Connect solid, stranded and fine-stranded conductors

Data

Notes

Note	Now available
------	---------------

Electrical data

IEC Approvals

Ratings per	EN 60664
Nominal voltage (II/2)	450 V
Rated surge voltage (II/2)	4 kV
Rated current	32 A
Legend (ratings)	(II / 2) ≙ Overvoltage category II / Pollution degree 2

Subject to changes. Please also observe the further product documentation!

WAGO Corporation
Germantown, WI 53022
Phone: 1-800-DIN-RAIL (346-7245) | Fax: (262) 255-6222
Email: info.us@wago.com | Web: www.wago.us

Do you have any questions about our products?
We are always happy to take your call at (262) 255-6222 or 1 800-DIN-RAIL.



UL Approvals

Rated voltage UL (Use Group C)	600 V
Rated current UL (Use Group C)	20 A

Connection data

Total number of connection points	2
-----------------------------------	---

Connection 1

Connection technology	CAGE CLAMP®
Actuation type	Lever
Connectable conductor materials	Copper
Solid conductor	0.2 ... 4 mm ² / 20 ... 12 AWG
Stranded conductor	0.2 ... 2.5 mm ² / 18 ... 12 AWG
Fine-stranded conductor	0.34 ... 4 mm ² / 18 ... 12 AWG
Strip length	11 mm / 0.43 inch

Physical data

Width	8.1 mm / 0.319 inch
Height	8.9 mm / 0.35 inch
Depth	35.5 mm / 1.398 inch

Material data

Note (material data)	Information on material data can be found here
Color	transparent
Cover color	white
Flammability class per UL94	V2
Actuator color	orange
Weight of insulation material	0.84 g
Weight	2.3 g

Commercial data

PU (SPU)	600 (60) Pieces
Packaging type	box
Country of origin VKOrg Germany	DE

Subject to changes. Please also observe the further product documentation!



WAGO Corporation
 Germantown, WI 53022
 Phone: 1-800-DIN-RAIL (346-7245) | Fax: (262) 255-6222
 Email: info.us@wago.com | Web: www.wago.us

Do you have any questions about our products?
 We are always happy to take your call at (262) 255-6222 or 1 800-DIN-RAIL.


GTIN	4055144067040
Customs tariff number VKOrg Germany	8536904000

Approvals / Certificates

Country specific Approvals

Logo	Approval	Additional Approval Text	Certificate name
	CCA DEKRA Certification B.V.	EN 60998	NTR NL-7827
	KEMA/KEUR DEKRA Certification B.V.	EN 60998	71-113253 REV. 1


UL-Approvals


Logo	Approval	Additional Approval Text	Certificate name
	UL Underwriters Laboratories Inc.	UL 486C	E69654


Optional accessories

Mounting

Mounting accessories

 **Item no.: 221-2504**
Mounting carrier with strain relief; 4-way; for inline splicing connector with lever; for screw mounting; gray www.wago.com/221-2504

 **Item no.: 221-2512**
Mounting carrier with strain relief; 2-way; for inline splicing connector with lever; with snap-in mounting foot; gray www.wago.com/221-2512

 **Item no.: 221-2505**
Mounting carrier with strain relief; 5-way; for inline splicing connector with lever; for screw mounting; gray www.wago.com/221-2505

Item no.: 221-2511

Subject to changes. Please also observe the further product documentation!

WAGO Corporation
Germantown, WI 53022
Phone: 1-800-DIN-RAIL (346-7245) | Fax: (262) 255-6222
Email: info.us@wago.com | Web: www.wago.us

Do you have any questions about our products?
We are always happy to take your call at (262) 255-6222 or 1 800-DIN-RAIL.

Mounting carrier with strain relief; 1-way; for inline splicing connector with lever; with snap-in mounting foot; gray www.wago.com/221-2511



Item no.: 221-2513

Mounting carrier with strain relief; 3-way; for inline splicing connector with lever; with snap-in mounting foot; gray www.wago.com/221-2513



Item no.: 221-2514

Mounting carrier with strain relief; 4-way; for inline splicing connector with lever; with snap-in mounting foot; gray www.wago.com/221-2514



Item no.: 221-2515

Mounting carrier with strain relief; 5-way; for inline splicing connector with lever; with snap-in mounting foot; gray www.wago.com/221-2515



Item no.: 221-2521

Mounting carrier; 1-way; for inline splicing connector with lever; for screw mounting; gray www.wago.com/221-2521



Item no.: 221-2522

Mounting carrier; 2-way; for inline splicing connector with lever; for screw mounting; gray www.wago.com/221-2522



Item no.: 221-2523

Mounting carrier; 3-way; for inline splicing connector with lever; for screw mounting; gray www.wago.com/221-2523



Item no.: 221-2524

Mounting carrier; 4-way; for inline splicing connector with lever; for screw mounting; gray www.wago.com/221-2524



Item no.: 221-2525

Mounting carrier; 5-way; for inline splicing connector with lever; for screw mounting; gray www.wago.com/221-2525



Item no.: 221-2531

Mounting carrier; 1-way; for inline splicing connector with lever; with snap-in mounting foot; gray www.wago.com/221-2531



Subject to changes. Please also observe the further product documentation!



	Item no.: 221-2532 Mounting carrier; 2-way; for inline splicing connector with lever; with snap-in mounting foot; gray	www.wago.com/221-2532
	Item no.: 221-2534 Mounting carrier; 4-way; for inline splicing connector with lever; with snap-in mounting foot; gray	www.wago.com/221-2534
	Item no.: 221-2533 Mounting carrier; 3-way; for inline splicing connector with lever; with snap-in mounting foot; gray	www.wago.com/221-2533
	Item no.: 221-2535 Mounting carrier; 5-way; for inline splicing connector with lever; with snap-in mounting foot; gray	www.wago.com/221-2535
	Item no.: 221-2502 Mounting carrier with strain relief; 2-way; for inline splicing connector with lever; for screw mounting; gray	www.wago.com/221-2502
	Item no.: 221-2501 Mounting carrier with strain relief; 1-way; for inline splicing connector with lever; for screw mounting; gray	www.wago.com/221-2501
	Item no.: 221-2503 Mounting carrier with strain relief; 3-way; for inline splicing connector with lever; for screw mounting; gray	www.wago.com/221-2503

Downloads

Documentation

Additional Information

Technical Section	pdf	Download
Technical explanations	2.2 MB	

CAD files

CAD data

2D/3D Models 221-2401	URL	Download
-----------------------	-----	----------

Subject to changes. Please also observe the further product documentation!

WAGO Corporation
 Germantown, WI 53022
 Phone: 1-800-DIN-RAIL (346-7245) | Fax: (262) 255-6222
 Email: info.us@wago.com | Web: www.wago.us

Do you have any questions about our products?
 We are always happy to take your call at (262) 255-6222 or 1 800-DIN-RAIL.

CAE data

ZUKEN Portal 221-2401

[URL](#)

[Download](#)

Environmental Product Compliance

Compliance Search

Environmental Product Compliance 221-2401


[URL](#)

[Download](#)

Inline splicing connector with lever; for all conductor types; 12 AWG (max.); 2-conductor; transparent housing; white cover; Surrounding air temperature: max 85°C (T85); 4.00 mm²; transparent

Installation Notes

Conductor termination




Push up the lever to open the clamping unit and insert the conductor.




Push the lever back down.

Installation




Place the inline splicing connector on the carrier in front of the mounting position.




Push the connector to the center position until it snaps into place.

Subject to changes. Please also observe the further product documentation!


Application



Perfect for test setups



Simple extension of lines



Lighting connection in suspended ceilings



Multi-pole, fixed lighting fixture wiring

Subject to changes. Please also observe the further product documentation!

WAGO Corporation
Germantown, WI 53022
Phone: 1-800-DIN-RAIL (346-7245) | Fax: (262) 255-6222
Email: info.us@wago.com | Web: www.wago.us

Do you have any questions about our products?
We are always happy to take your call at (262) 255-6222 or 1 800-DIN-RAIL.